

P/N	DIM B	DIM C	DIM D	DIM E	DIM F	DIM G	DIM H	DIM J
LPTC05X-X1801-BxR	63.25	58.17	46.88	48.77	54.26	38.00	59.44	41.40
LPTC05X-X2802-BxR	73.25	68.17	56.88	58.77	64.26	38.00	69.44	41.40
LPTC05X-X1241-BxR	35.25	30.17	18.88	20.77	26.26	10.00	31.44	13.40
LPTC05X-X2242-BxR	45.25	40.17	28.88	30.77	36.26	10.00	41.44	13.40
LPTC05X-X1161-BxR	31.25	26.17	14.88	16.77	22.26	6.00	27.44	9.40
LPTC05X-X2162-BxR	41.25	36.17	24.88	26.77	32.26	6.00	37.44	9.40
LPTC05X-X1081-BxR	27.25	22.17	10.88	12.77	18.26	2.00	23.44	5.40
LPTC05X-X1041-BxR	25.25	20.17	8.88	10.77	16.26	/	21.44	3.40
LPTC05X-X3240-BxR	41.25	36.17	/	/	32.26	10.00	37.44	13.40
LPTC05X-X4240-BxR	46.25	41.17	/	/	37.26	10.00	42.44	13.40
LPTC05X-X3200-BxR	39.25	34.17	/	/	30.26	8.00	35.44	11.40
LPTC05X-X4200-BxR	44.25	39.17	/	/	35.26	8.00	40.44	11.40
LPTC05X-X3160-BxR	37.25	32.17	/	/	28.26	6.00	33.44	9.40
LPTC05X-X4160-BxR	42.25	37.17	/	/	33.26	6.00	38.44	9.40
LPTC05X-X3120-BxR	35.25	30.17	/	/	26.26	4.00	31.44	7.40
LPTC05X-X4120-BxR	40.25	35.17	/	/	31.26	4.00	36.44	7.40

NOTES:
 MATERIAL:
 1.HOUSING:THERMO-PLASTIC. UL 94V-0 NATURE
 2.CONTACT:PHOSPHOR BRONZE
 CONTACT:SEE ORDER INFORMATION;
 SOLDER:10μ" GOLD IN CONTACT AREA, MATTE TIN ON TAIL
 3.LOCKING CLIP:
 MATTE TIN CONTACT AND TAIL

ELECTRICAL:
 1.CURRENT RATING:23A-58.7 PER POWER BLADE
 2.WITHSTANDING VOLTAGE:600V AC for 1 min
 3.CONTACT RESISTANCE:30mΩ MAX
 4.INSULATION RESISTANCE:1000MΩ MIN

ENVIRONMENTAL:
 1. OPERATING TEMPERATURE:-55°C TO +125°C.

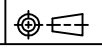
FIG 1
 LPTC05X-X1241-BSR SHOWN

弯脚大电流带信号公座
 LPTC05



REV	DESCRIPTION	SIGNATURE	DATE
A0	NEW EDITION	East_Zhou	2022.01.10
SER	修改摘要	签名	日期

一般公差	
GENERAL TOLERANCE	
XX	±0.30
XX	±0.13
XX	±0.05
ANGLES	±2°
版本 A	
(REV)	



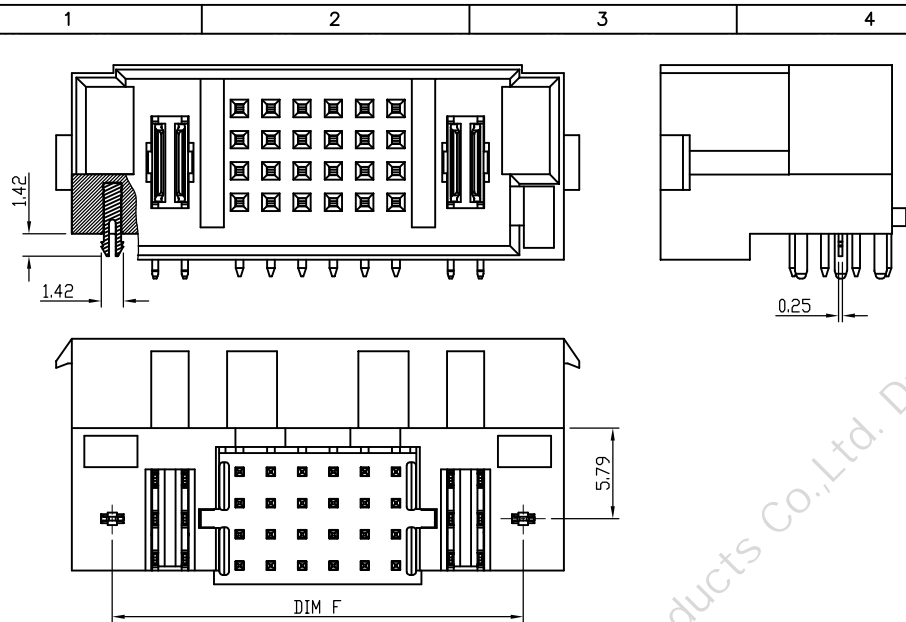


FIG 2

LPTC05X-X1241-BLR SHOWN
(SAME AS FIG 1, UNLESS OTHERWISE STATED)

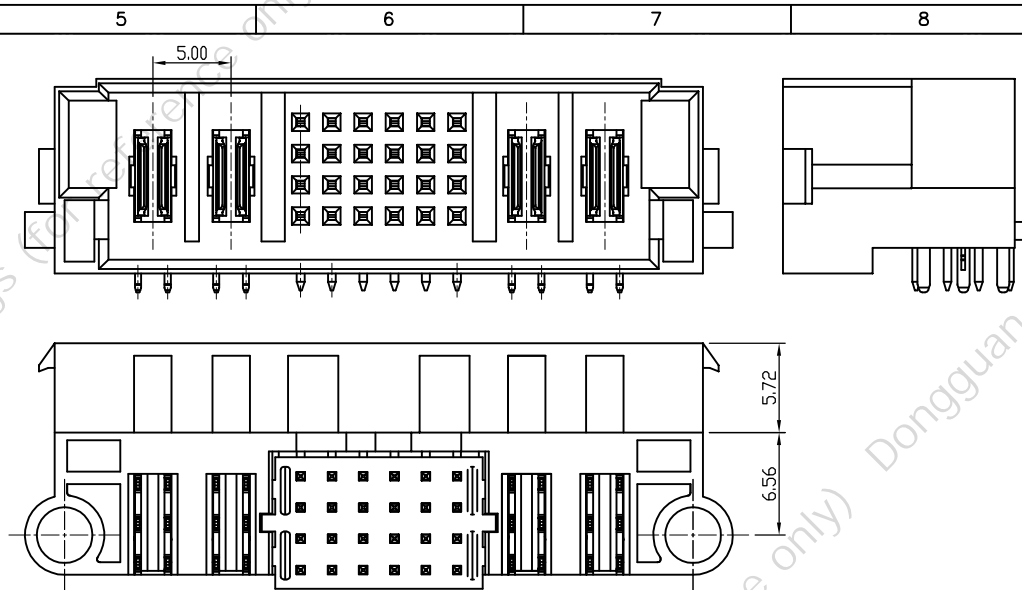


FIG 3

LPTC05X-X2242-BSR SHOWN
(SAME AS FIG 1, UNLESS OTHERWISE STATED)

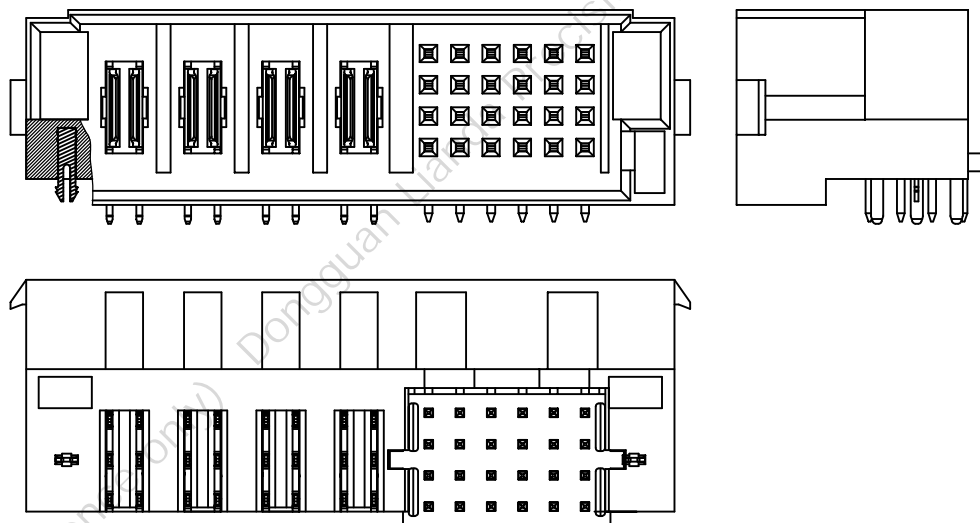
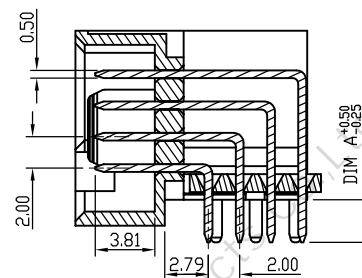
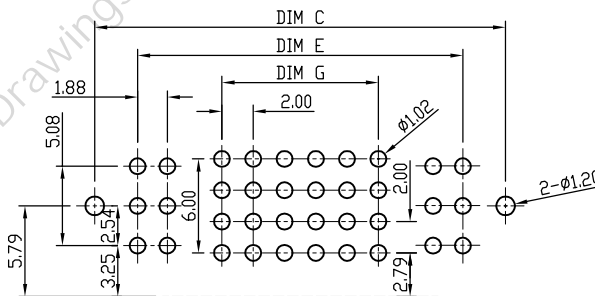


FIG 4

LPTC05X-X4240-BLR SHOWN
(SAME AS FIG 1, UNLESS OTHERWISE STATED)



SECTION B-B



RECOMMENDED PCB LAYOUT
TOLERANCE: ±0.05
LPTC05X-XXXXX-BLR

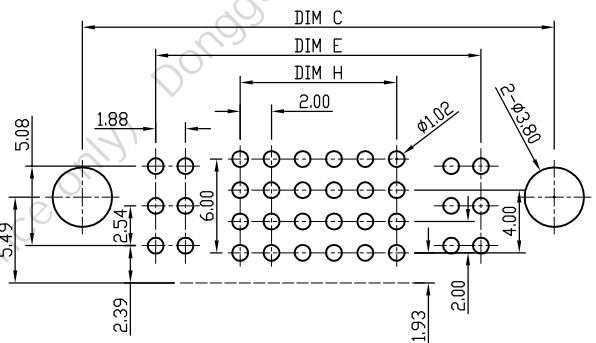
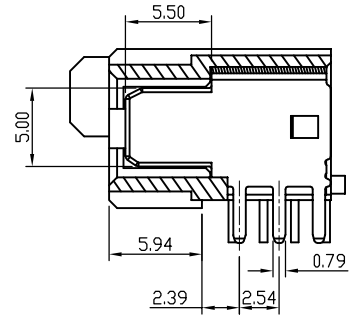
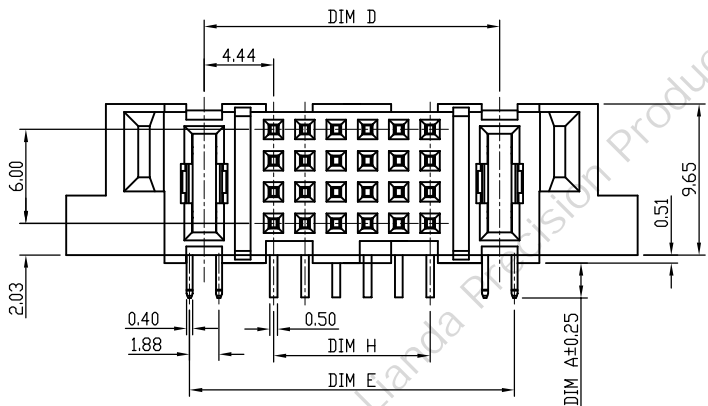
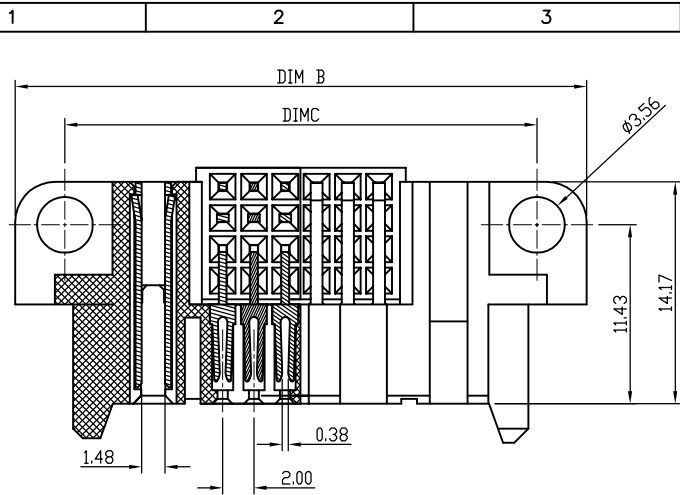
Recommended PC board pattern
(TOP VIEW)



A0	NEW EDITION	East_Zhou	2022.01.10
修订 SER	修改摘要 REVISION DESCRIPTION	签名 SIGNATURE	日期 DATE

一般公差 GENERAL TOLERANCE	±0.30
XX	±0.15
XXX	±0.05
ANGLES	±2°
版本 A (REV)	

弯脚大电流带信号公座
LPTC05



RECOMMENDED PCB LAYOUT
TOLERANCE: ± 0.05

P/N	DIM B	DIM C	DIM D	DIM E	DIM F	DIM G	DIM H
LPSC05X-X1801-BxR	64.52	58.17	46.89	48.77	54.29	59.44	38.00
LPSC05X-X2802-BxR	74.52	68.17	56.89	58.77	64.29	69.44	38.00
LPSC05X-X1401-BxR	44.52	38.17	26.89	28.77	34.29	39.44	18.00
LPSC05X-X1241-BxR	36.52	30.17	18.89	20.77	26.29	31.44	10.00
LPSC05X-X2242-BxR	46.52	40.17	28.89	30.77	36.29	41.44	10.00
LPSC05X-X1161-BxR	32.52	26.17	14.89	16.77	22.29	27.44	6.00
LPSC05X-X2162-BxR	42.52	36.17	24.89	26.77	32.29	37.44	6.00
LPSC05X-X1081-BxR	23.25	22.17	10.89	12.77	18.29	23.44	2.00
LPSC05X-X1041-BxR	19.25	20.17	8.89	10.77	16.29	21.44	/
LPSC05X-X3240-BxR	42.25	36.17	/	/	32.29	37.44	10.00
LPSC05X-X4240-BxR	47.25	41.17	/	/	37.29	42.44	10.00
LPSC05X-X3200-BxR	40.25	34.17	/	/	30.29	35.44	8.00
LPSC05X-X4200-BxR	45.25	39.17	/	/	35.29	40.44	8.00
LPSC05X-X3160-BxR	38.25	32.17	/	/	28.29	33.44	6.00
LPSC05X-X4160-BxR	43.25	37.17	/	/	33.29	38.44	6.00
LPSC05X-X3120-BxR	36.25	30.17	/	/	26.29	31.44	4.00
LPSC05X-X4120-BxR	41.25	35.17	/	/	31.29	36.44	4.00

- NOTES:
- MATERIAL:
- HOUSING:THERMO-PLASTIC. UL 94V-0 NATURE
 - CONTACT:PHOSPHOR BRONZE
CONTACT:SEE ORDER INFORMATION;
SOLDER:10 μ " GOLD IN CONTACT AREA, MATTE TIN ON TAIL
 - LOCKING CLIP:
MATTE TIN CONTACT AND TAIL
- ELECTRICAL:
- CURRENT RATING:23A-58.7 PER POWER BLADE
 - WITHSTANDING VOLTAGE:600V AC for 1 min
 - CONTACT RESISTANCE:30m Ω MAX
 - INSULATION RESISTANCE:1000M Ω MIN
- ENVIRONMENTAL:
- OPERATING TEMPERATURE:-55°C TO +125°C.

弯脚大电流带信号母座 LPSC05



REV	DESCRIPTION	SIGNATURE	DATE
A0	NEW EDITION	East_Zhou	2022.01.10
SER	修改摘要	签名	日期
	REVISION DESCRIPTION	SIGNATURE	DATE

一般公差	
GENERAL TOLERANCE	
XX	± 0.30
XX	± 0.15
XX	± 0.05
ANGLES	$\pm 2^\circ$
版本 A	
(REV)	

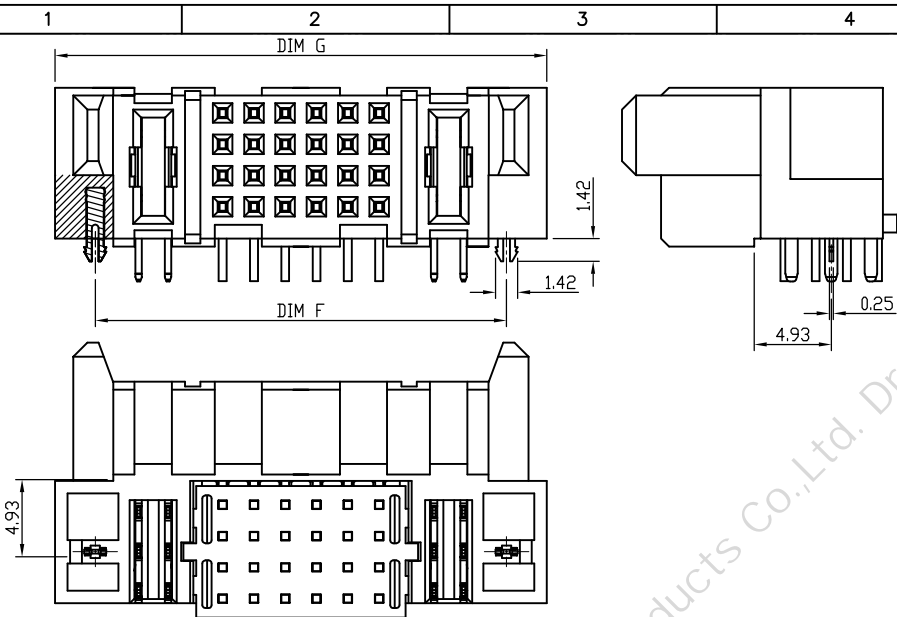


FIG 2

LPSC05X-X1241-BLR SHOWN
(SAME AS FIG 1, UNLESS OTHERWISE STATED)

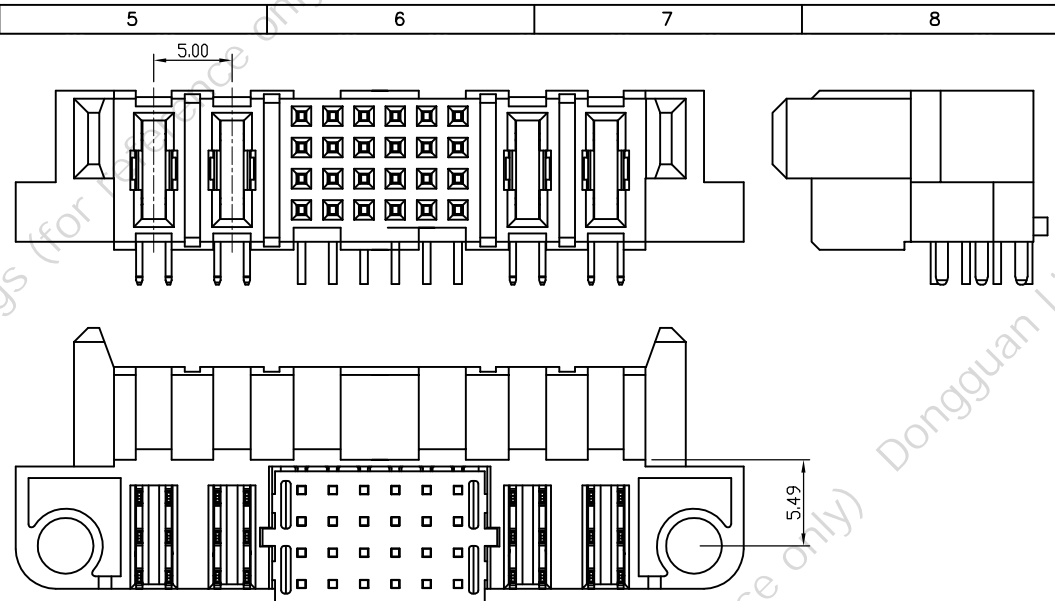


FIG 3

LPSC05X-X2242-BSR SHOWN
(SAME AS FIG 1, UNLESS OTHERWISE STATED)

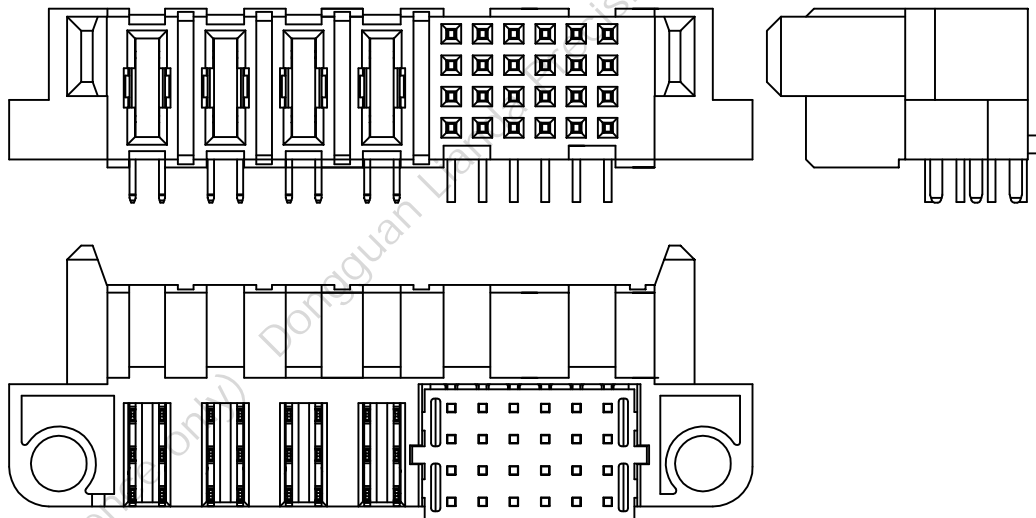
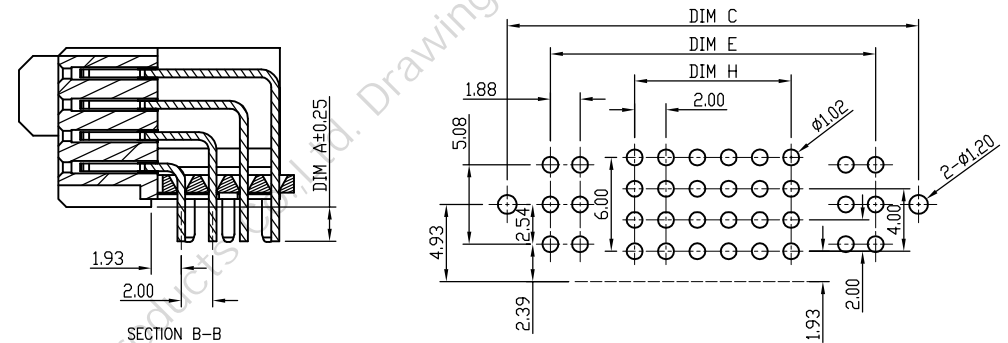


FIG 4

LPSC05X-X4240-BSR SHOWN
(SAME AS FIG 1, UNLESS OTHERWISE STATED)



SECTION B-B

弯脚大电流带信号母座
LPSC05



A0		NEW EDITION	East_Zhou	2022.01.10
修订	SER	修改摘要	签名	日期
		REVISION DESCRIPTION	SIGNATURE	DATE

一般公差	
GENERAL TOLERANCE	
XXX	±0.30
XXX	±0.15
XXX	±0.05
ANGLES	±2°
版本 A	
(REV)	

