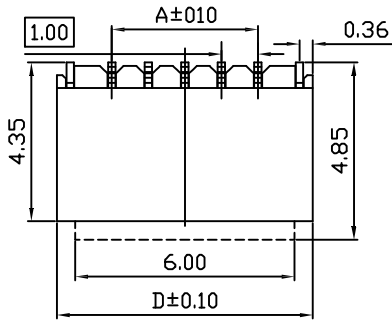
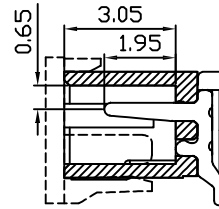


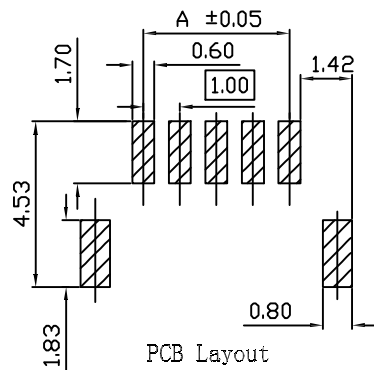
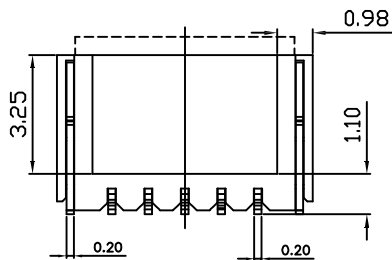
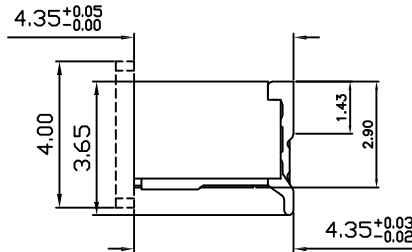
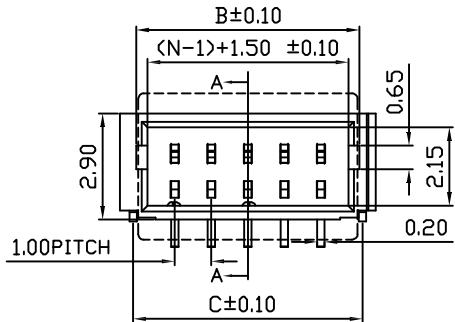
N	A	B	C	D
2	1	3.10	3.25	4
3	2	4.10	4.25	5
4	3	5.10	5.25	6
5	4	6.10	6.25	7
6	5	7.10	7.25	8
7	6	8.10	8.25	9
8	7	9.10	9.25	10
9	8	10.10	10.25	11
10	9	11.10	11.25	12
11	10	12.10	12.25	13
12	11	13.10	13.25	14
13	12	14.10	14.25	15
14	13	15.10	15.25	16
15	14	16.10	16.25	17
16	15	17.10	17.25	18
17	16	18.10	18.25	19
18	17	19.10	19.25	20
19	18	20.10	20.25	21
20	19	21.10	21.25	22
21	20	22.10	22.25	23
22	21	23.10	23.25	24
23	22	24.10	24.25	25
24	23	25.10	25.25	26
25	24	26.10	26.25	27
26	25	27.10	27.25	28
27	26	28.10	28.25	29
28	27	29.10	29.25	30
29	28	30.10	30.25	31
30	29	31.10	31.25	32



HSF RoHS



SEC A-A



REV	ECN NO	DESCRIPTION	DATE	NAME
A		NEW		

Note:

1.Material

- 1.1: Housing: LCP UL94V-0 Color:Nature.
- 1.2: Contact: Phosphor Bronze.
- 1.3: LEG: Phosphor Bronze.

2.Plating

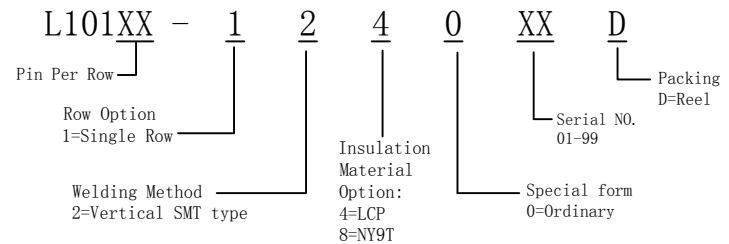
- 2.1: Contact: Tin.
- 2.2: LEG: Tin

3.Rating:

- 3.1: Operating Voltage: 50V AC/DC.
- 3.2: Current Rating: 1A AC/DC.
- 3.3: Operating Temperature: -25°C~+85°C.
- 3.4: Contact Resistance:30 mΩ max.
- 3.5: nsulation Resistance:100 MΩ min.
- 3.6: Dielectric withstanding Voltage: AC 500V
- 3.7:Applicable Wire:AWG#28~#32

4.Pater Number:

Ordering Information



LDCONN 东莞连大精密制品有限公司

连大

DongGuan LianDa Precision Products Co., LTD

STANDARD TOLERANCE
(EXCEPT SPECIFIED)

LINER	ANGLES
.0 ±0.30	0.° ±3°
.00 ±0.20	.0° ±2°
.000 ±0.10	.00° ±1°

TITLE	PHI.0mm Wafer Single row, Vertical SMT type	DRAWN BY	WZG	17.03.30
PART NO	L101XX-1240XXD	CHECKED BY		
DRAWING NO		APPROVED BY		
SCALE	1:1	UNIT	mm	PAGE 1/1
SIZE	A4			